

Multi-Positioning Seat (MPS) 5 year warranty

Versatile Seating with Built-in Growth

NEW Cushion sizes available for both Small and Large MPS!
Cushions grow the seating system from 9 months to young adult!

- Adjustable 5-point harness
- Hip-Flex® Seat Cushion
- Height adjustable Trunk and Head Cushions



Mobile Floor Kit
Shown in Lime/Dark Gray.


10° to 25° range of tilt-in space.

Tray storage on back.

Four swivel casters with rear locks.





Adjustable Tray
Depth adjustable. 60° tilt adjustment. Tray easily attaches to back of Mobile Floor Base for storage.





Hip-Flex® adjustment provides a range of positions between 15° of hip flexion and 15° of hip extension.


Use the Special Tomato® MPS system everywhere!

 At home, secures to most chairs by using attachment straps

 At school, secure the Special Tomato® in a classroom chair, or use it with the Mobile Base as your all-in-one classroom chair

 In cars, use the crash-tested seat with LATCH and Tether system

 On the school bus, transport the Special Tomato® in Push Chair (79200000, see next page)

 In an airplane, both sizes approved by FAA for air travel for seats purchased after April 1, 2006



Features & Accessories



1 Mobile Floor Base
79070100 Small
79070300 Large

2 Headrest with Laterals
MHL shown in Lilac.
See page 7.

3 Standard Headrest
MHS shown in Cherry.
See page 7.

4 Optional Cushions
MS5 shown in Aqua.
Four sizes of Seat Cushions
and two Back Cushions for
even more growth!

5 MPS Tray
79060159 Dark Gray, Small
79060359 Dark Gray, Large
Depth adjustable. 60° tilt adjustment.
Tray easily attaches to back of Mobile
Floor Base for storage.

6 Push Chair Sun Shade
79210000
Provides protection from the sun and
a convenient window for monitoring.

7 MPS Push Chair Base
79200000 Umbrella style folding
stroller for easy transport. Folds
down to 15"W × 11"H × 48"L. Supports
150 lbs. and weighs only 20 lbs. 30°
fixed seat tilt. Designed for use with
standard tie-down systems for bus or
van transport and meets ANSI/
RESNA WC19 regulations.

8 Push Chair Travel Bag Accessory
79220000

Customize Your Size



Small Shell (MS)



Large Shell (ML)

Shells

Choose a Shell size to determine your options

Options for (MS) Shell

Headrests

MHS (Standard)



7.5"W x 6.5"H

MHL (w/ Laterals)



7"W x 6"H

Back Cushions

MS2



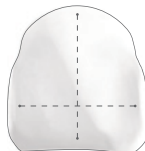
8"W x 8.5"H

MS4



9"W x 11"H

ML2



10"W x 11"H

Seat Cushions

MS1



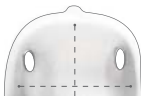
7"W x 6"D

MS3



9"W x 8"D

MS5



10"W x 10"D

MS7



10"W x 12"D

Options for (ML) Shell

Headrests

MHS (Standard)



7.5"W x 6.5"H

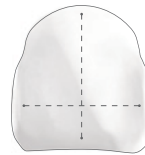
MHL (w/ Laterals)



7"W x 6"H

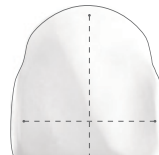
Back Cushions

ML2



10"W x 11"H

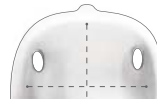
ML4



11"W x 13"H

Seat Cushions

ML1



11"W x 11"D

ML3



12"W x 13"D

ML5



13"W x 15"D

ML7



13"W x 17"D

Customize Your Size

Fill in your custom sizes here for ease when ordering

ML

Example

MS

Shell

MHS

Head

MS2

Back

MS1

Seat

	Small MPS Seat Cushions				Large MPS Seat Cushions			
MPS Seat Specifications	MS1	MS3	MS5	MS7	ML1	ML3	ML5	ML7
Target User Age	9 mos - 3 yrs	2 - 5 yrs	4 - 8 yrs	5 - 9 yrs	6 - 9 yrs	8 - 11 yrs	10 - 14 yrs	12 yrs - Adult
Target User Height	28" - 37"	32" - 43"	40" - 50"	43" - 52"	45" - 58"	48" - 60"	48" - 62"	58" - Adult
Maximum User Wt.	80 lbs.				130 lbs.			
Seat Width	7"	9"	10"	10"	11"	12"	13"	13"
Seat Depth	6"	8"	10"	12"	11"	13"	15"	17"
Seat to Footrest	6" - 16"				8" - 18"			
Hip Flex Angle	-15° to +15°				-15° to +15°			
Seat Tilt Angle Forward	10°				10°			
Seat Tilt Angle Back	-30°				-30°			
Floor to Seat Ht.	14" - 28.5"				17" - 28.5"			

	Small MPS Back Cushions		Large MPS Back Cushions	
MPS Back Specifications	MS2	MS4	ML2	ML4
Target User Age	9 mos - 3 yrs	2 - 9 yrs	6 - 9 yrs	8 yrs - Adult
Target User Height	28" - 37"	32" - 52"	45" - 58"	48" - Adult
Maximum User Wt.	80 lbs.		130 lbs.	
Back Width	8"	9"	10"	11"
Back Height	8.5"	11"	11"	13"
Top of Back Cushion	11" - 16"	15" - 20"	15" - 20"	19" - 22"
Top of Head Cushion	18" - 23"	21" - 26"	24" - 28"	26" - 30"

MPS Hi-Low Seating System

79300105 Dark Gray, Small
79300305 Dark Gray, Large
Includes Seat Shell with Footrest,
8-point Harness, Hi-Low Base with
Casters (Must Choose Custom
Seating Cushions Separately)



MPS Tray	Small (79060155)	Large (79060355)
Dimensions	24"W x 17"D x 2"H	
Weight	8 lbs.	



Seat Cushions	Cherry	Lilac	Lime	Aqua	Dark Gray	Light Gray
MS1	79050551	79050552	79050553	79050554	79050559	79050560
MS3	79050151	79050152	79050153	79050154	79050159	79050160
MS5	79050251	79050252	79050253	79050254	79050259	79050260
MS7	79050651	79050652	79050653	79050654	79050659	79050660
ML1	79050751	79050752	79050753	79050754	79050759	79050760
ML3	79050351	79050352	79050353	79050354	79050359	79050360
ML5	79050451	79050452	79050453	79050454	79050459	79050460
ML7	79050851	79050852	79050853	79050854	79050859	79050860

Back Cushions	Cherry	Lilac	Lime	Aqua	Dark Gray	Light Gray
MS2	79120551	79120552	79120553	79120554	79120559	79120560
MS4	79120151	79120152	79120153	79120154	79120159	79120160
ML2*	79120751	79120752	79120753	79120754	79120759	79120760
ML4	79120351	79120352	79120353	79120354	79120359	79120360

Headrests	Cherry	Lilac	Lime	Aqua	Dark Gray	Light Gray
MHS (Standard)	79100051	79100052	79100053	79100054	79100059	79100060
MHL (w/Laterals)	79110051	79110052	79110053	79110054	79110059	79110060

*ML2 designed to fit both the Small and Large system, providing a wider Back Cushion option for Small size systems.
Warranty: 5-Year Manufacturer's Warranty on cushions, and seat shell; 2-Year Manufacturer's Warranty on Hi-Low base, and strapping.

Size Help

Good Fit Sizing Service™ is free!

Available at www.specialtomato.com/sizehelp.html

- Provide measurements and the product(s) you are interested in and we'll let you know if it will work!



Children's Measurements

- 1 Shoulder Width
- 2 Trunk Width
- 3 Hip Width
- 4 Thigh Depth
- 5 Foot to Knee
- 6 Buttocks to Shoulder
- 7 Buttocks to Head

